

# Stark County's Influenza Weekly Report

## Week 11 (3/12/17-3/18/17)

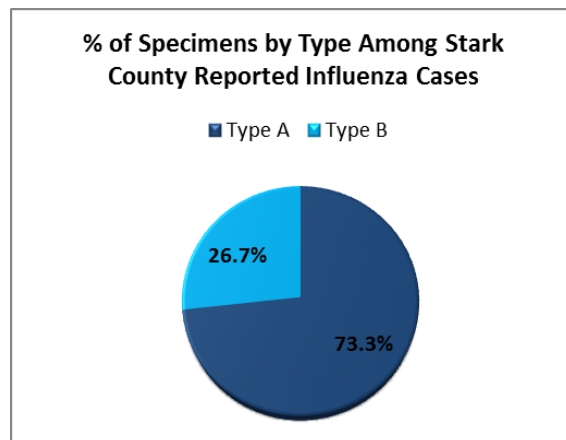


### During Week 11:

- Stark County had 20 additional influenza-associated hospitalizations.
- Nationally, two influenza-associated pediatric deaths were reported, none from Stark County.

### So Far this Year:

- There have been 277 influenza-associated hospitalizations in Stark County.
  - Those hospitalized for influenza have ranged from 3 weeks to 100 years of age.
  - The median age for those hospitalized is 70 years.
- The national cumulative rate for influenza-associated hospitalizations was 50.4 per 100, 000 population.
- Up to week 11, 27,537 specimens collected nationally from public health laboratories were typed influenza A. This was 86.9% of all specimens collected. Of these, 2.6% subtyped as the 2009 H1N1 virus, 96.2% subtyped as the H3 virus, and subtyping was not performed on the rest of them.
- Nationally, 55 influenza-associated pediatric deaths were reported so far this year. Last year there was a total of 89.



### Viruses Circulating vs. Viruses in this Year's Vaccine:

- Nationally since October 1, 2016, 723 specimens were characterized as Influenza A.
  - There were 547 influenza A (H3N2) viruses collected and 97.8% matched the influenza A (H3N2) component in this year's vaccine. There were 176 influenza A (H1N1) viruses collected and 100% matched the influenza A (H1N1) component in this year's vaccine.
- Nationally since October 1, 2016, 346 specimens were characterized as Influenza B.
  - Of these, 179 subtyped from the Yamagata Lineage and 167 subtyped from the Victorian Lineage. Of these specimens, 100% of the Yamagata Lineage matched the Influenza B component of the 2016-2017 vaccine and 92.2% of the Victorian Lineage matched.

⇒ **According to the MMWR published on February 17, 2017, this year's influenza vaccine is 48% effective.** This is from data collected from November 28<sup>th</sup>, 2016 until February 4<sup>th</sup>, 2017 from a group of 3,144 children and adults. According to the Centers for Disease Control and Prevention these interim estimates indicate that influenza vaccination reduced to the risk for outpatient medical visits by almost half.

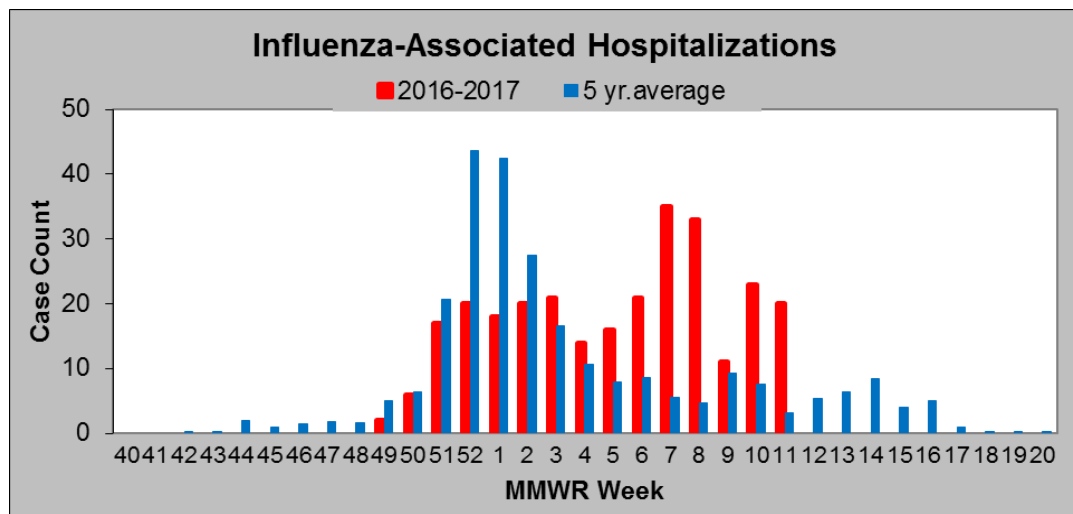
\* All data presented in this weekly report are preliminary and may change as additional information is received.

\* Multiyear averages included in this weekly report do not include the 2009/2010 H1N1 season.

➢ If you have any questions please contact Julia Wagner at 330.493.9914 or [Wagnerj@starkhealth.org](mailto:Wagnerj@starkhealth.org)

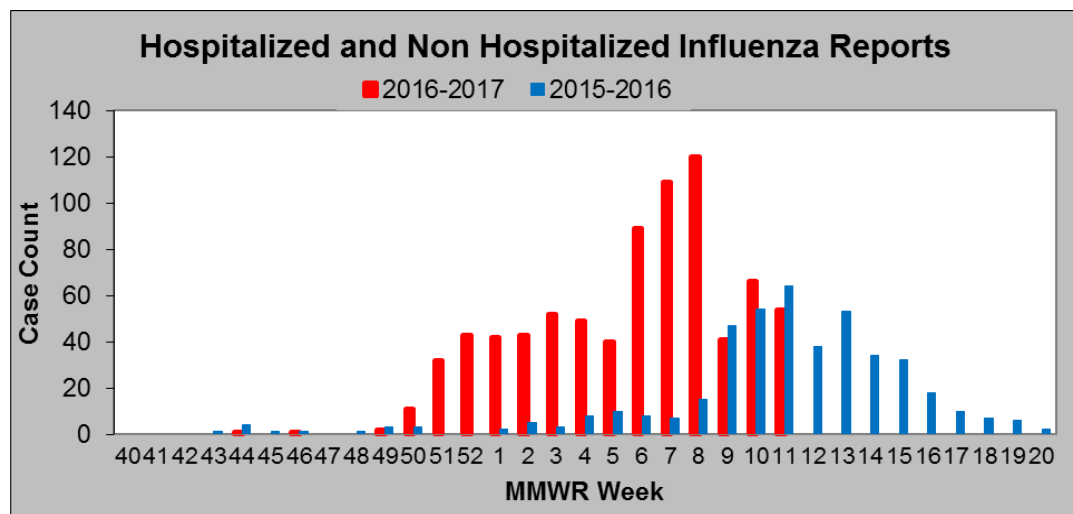
**Graph 1: Hospitalized Influenza Cases Reported to the Local Health Department.**

◆ There were 20 influenza-associated hospitalizations during week 10. This exceeded the three cases occurring on average during this week. The graph shows Stark County exceeding its five year annual average for the last nine weeks. So far this year there have had a total of 277 influenza-associated hospitalizations while on average by this time there have been only almost 228 hospitalizations.



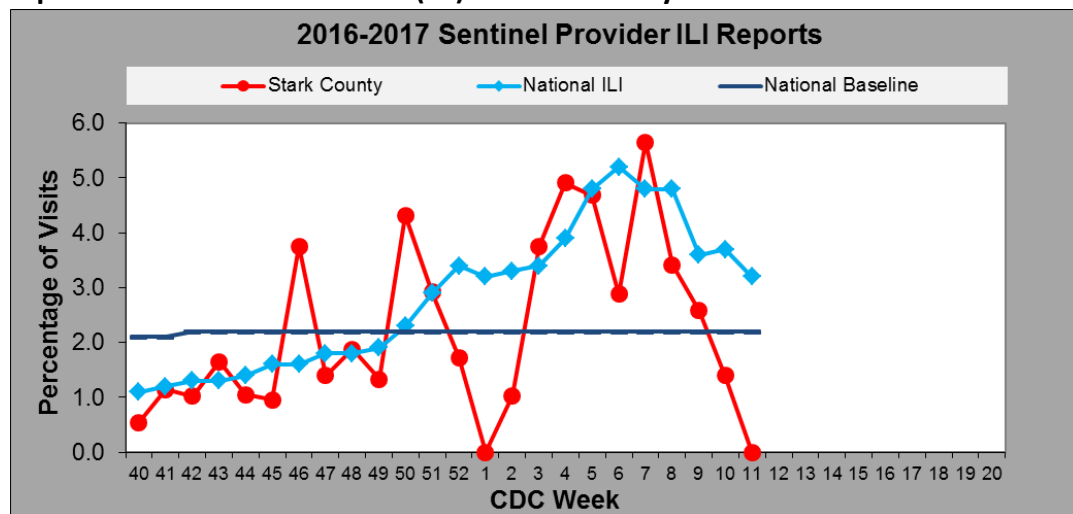
**Graph 2: Hospitalized and Non-Hospitalized Influenza Cases Reported to the Local Health Department.**

◆ There were 54 cases of hospitalized and non-hospitalized influenza reported for Week 11 in Stark County. Last year there were 64 cases reported this week. Stark County increased to 795 cases reported so far this year compared to the 273 cases reported so far last year.



**Graph 3: Sentinel Provider Reported Influenza Like Illness (ILI) in Stark County.**

◆ During week 11 the Stark County Sentinel Providers did not report any visits for ILI. The national reports overall decreased, but remained above the national baseline.



\* All data presented in this weekly report are preliminary and may change as additional information is received.

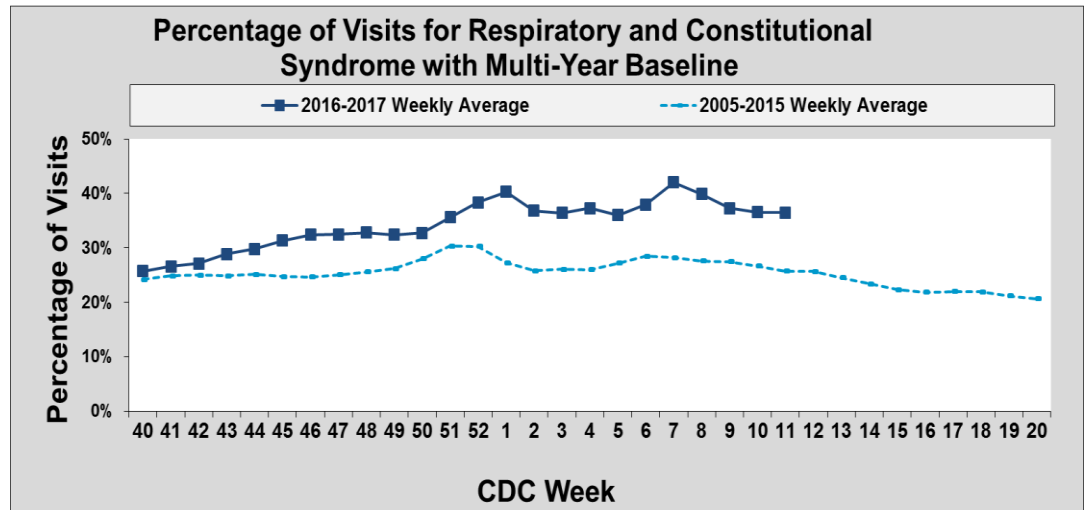
\* Multiyear averages included in this weekly report do not include the 2009/2010 H1N1 season.

➤ If you have any questions please contact Julia Wagner at 330.493.9914 or [Wagnerj@starkhealth.org](mailto:Wagnerj@starkhealth.org)

**Graph 4: Emergency Department Visits for Respiratory and Constitutional Syndromes.**

(Source: Health Monitoring Systems, EpiCenter, Hospital and Stat Care Patient Registration Surveillance System)

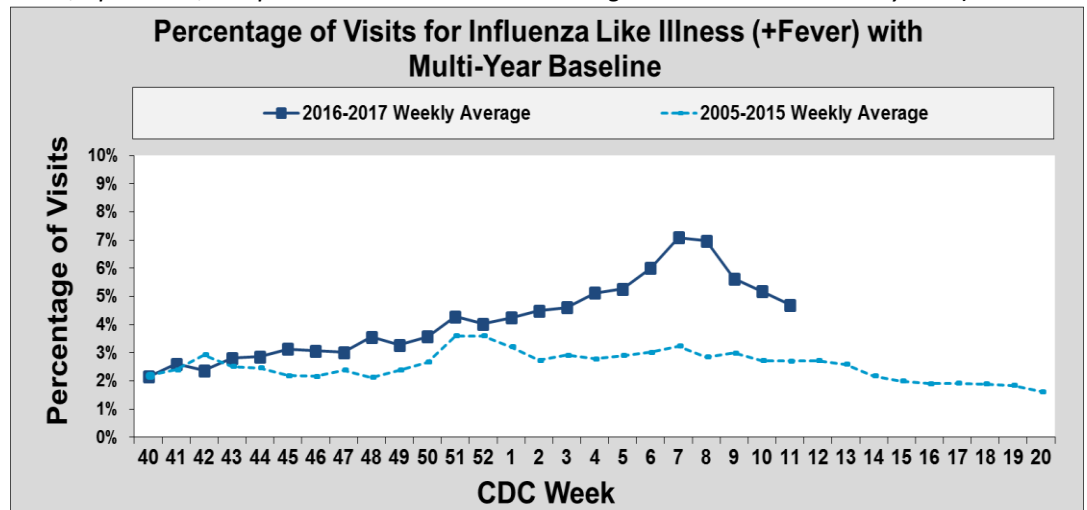
- ◆ ED and Stat Care visits for respiratory and constitutional syndrome decreased for the fourth consecutive week, but remained above the multi-year baseline average during week 11.



**Graph 5: Emergency Department (ED) Visits for Influenza Like Illness (+Fever).**

(Source: Health Monitoring Systems, EpiCenter, Hospital and Stat Care Patient Registration Surveillance System)

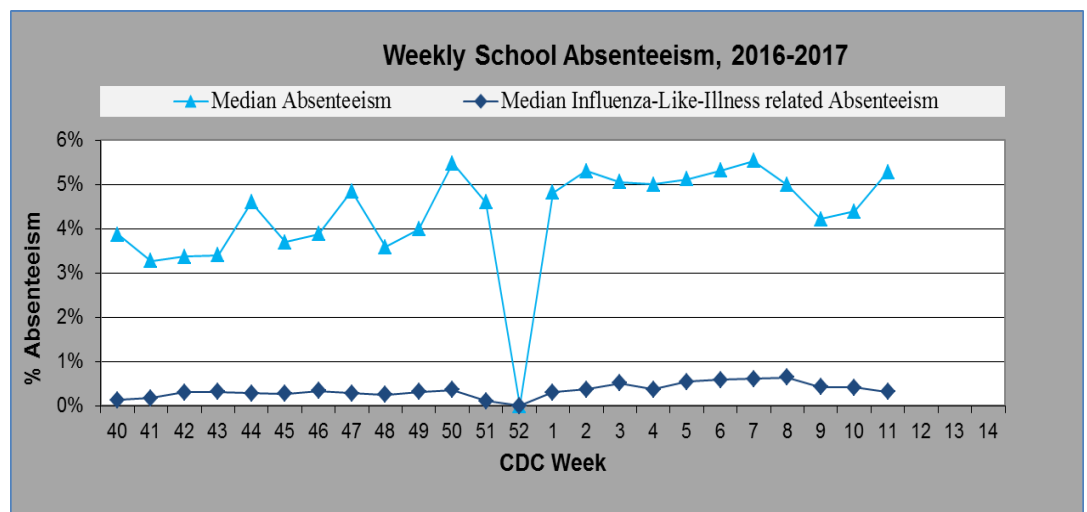
- ◆ ED and Stat Care visits for ILI + Fever for MMWR week 11 decreased to below 5% of visits, but remained above the multi-year average.



**Graph 6: Stark County School Absenteeism.**

(Source: Voluntary reporting by multiple school districts throughout the county)

- ◆ During week 11 there were 63 reports submitted. The median overall absenteeism rate increased, but the absenteeism rate specifically for ILI decreased slightly during this week.



\* All data presented in this weekly report are preliminary and may change as additional information is received.

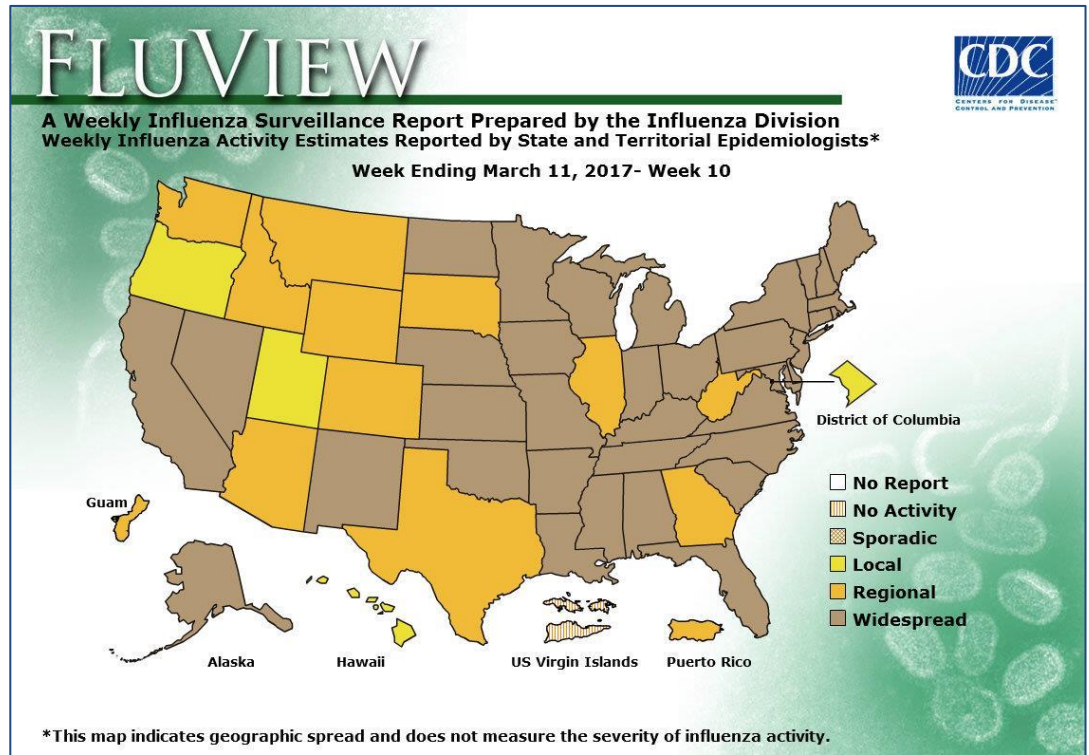
\* Multiyear averages included in this weekly report do not include the 2009/2010 H1N1 season.

➤ If you have any questions please contact Julia Wagner at 330.493.9914 or [Wagnerj@starkhealth.org](mailto:Wagnerj@starkhealth.org)

**Map: Weekly Geographic Influenza Activity Estimates Reported by State and Territorial Epidemiologists Syndromes.**

*(Source: Health Monitoring Systems, EpiCenter, hospital and stat care patient registration surveillance system)*

- ◆ During week 11, Ohio remained at widespread influenza activity. There were 35 other states also reporting widespread influenza.



Alliance City Health  
Department  
[cityofalliance.com/health](http://cityofalliance.com/health)



Promoting and Protecting Health Since 1849  
Canton City Health  
Department  
[cantonhealth.org](http://cantonhealth.org)



Massillon City Health  
Department  
[massillonohio.com/health](http://massillonohio.com/health)



Stark County Health  
Department  
[starkhealth.org](http://starkhealth.org)

\* All data presented in this weekly report are preliminary and may change as additional information is received.

\* Multiyear averages included in this weekly report do not include the 2009/2010 H1N1 season.

➤ If you have any questions please contact Julia Wagner at 330.493.9914 or [Wagnerj@starkhealth.org](mailto:Wagnerj@starkhealth.org)